

MY PIANO: PART 2

In this section, you will create a project with App Inventor that will play notes like a piano!

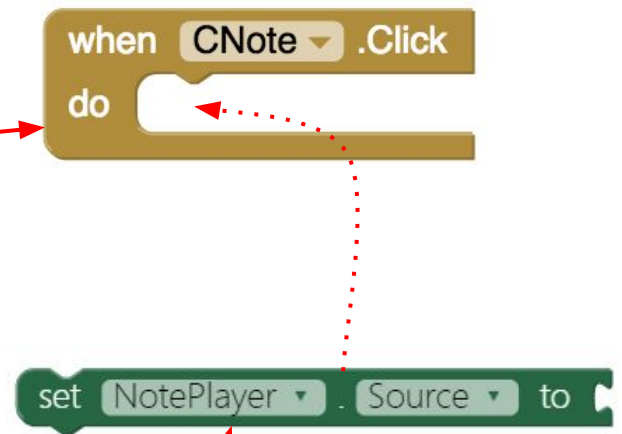
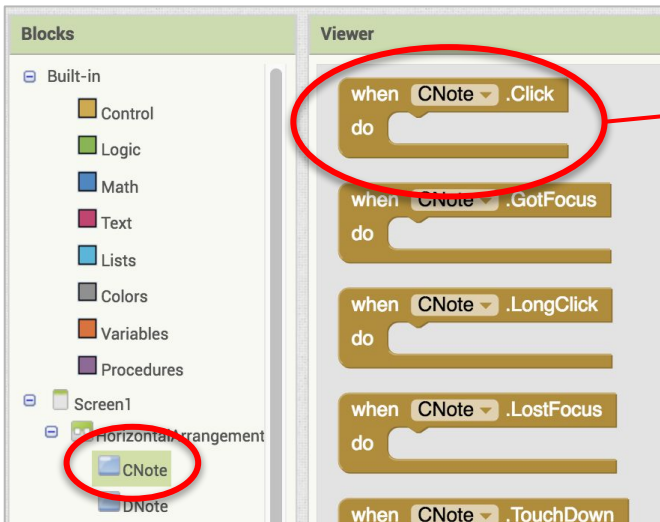
START HERE

1 Go to the MIT App Inventor website (<http://ai2.appinventor.mit.edu>) and open your MyPiano project.

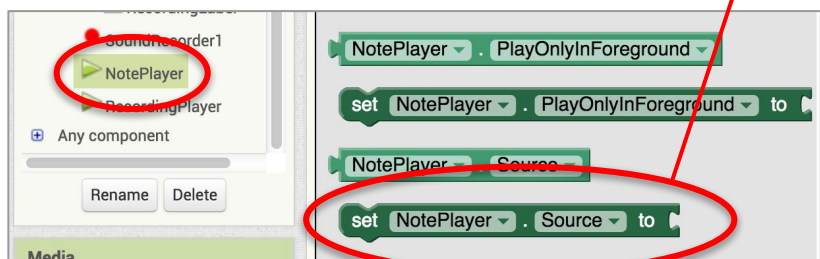


2 Click the **Blocks** button and go to Blocks Editor.

3 Drag out a **CNote.Click** event block.



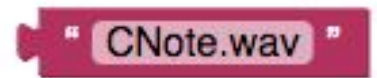
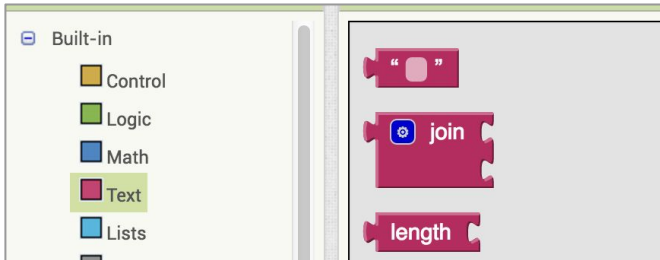
4 Drag out a **set NotePlayer.Source** block and snap it into the **CNote.Click** event block.



SET THE SOUND FILE


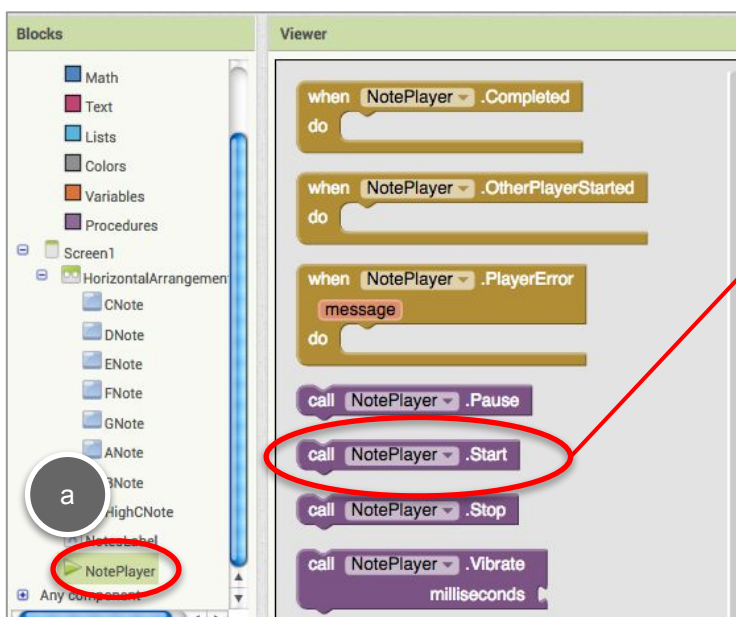
5

Drag out a **Text** block, modify its content to “**CNote.wav**” and snap it to **set NotePlayer.Source**. This will set **NotePlayer**’s sound file source to one of the pre-uploaded sound files: **CNote.wav**.



6

Drag out a **NotePlayer.Start** block. It will play the sound file you specified in the previous step.

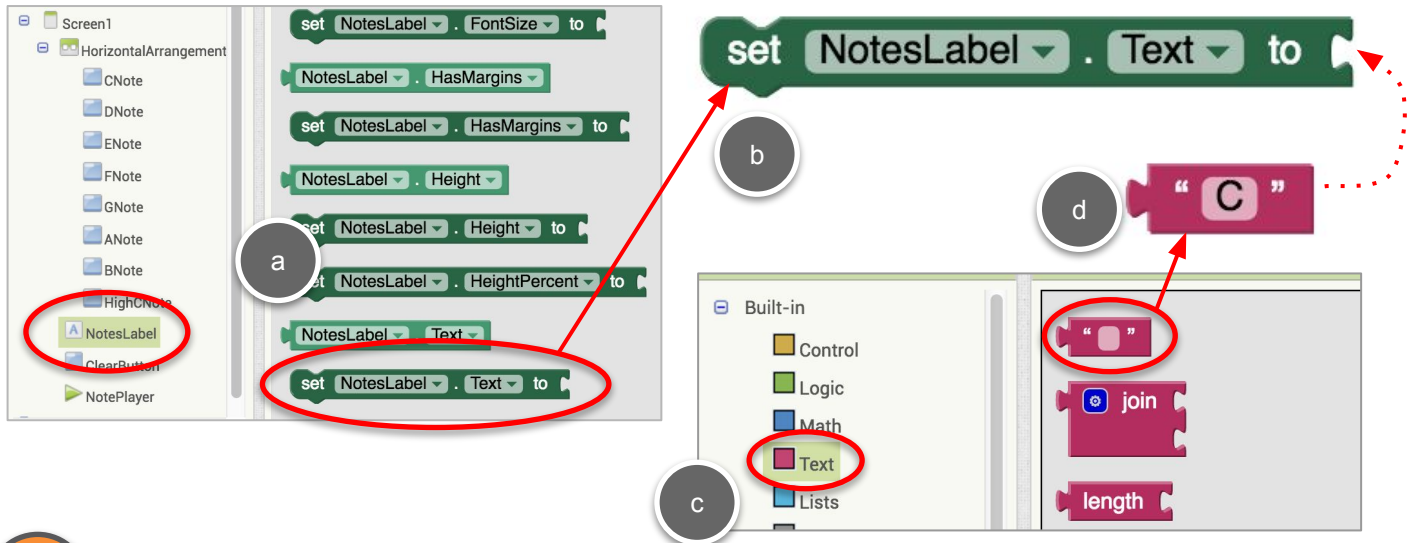


b

DISPLAY THE NOTE

7

Drag out a **set NotesLabel.Text** block and a **Text** block with "C". This will display the current note being played as it plays. Snap it in below **NotePlayer.Start**.



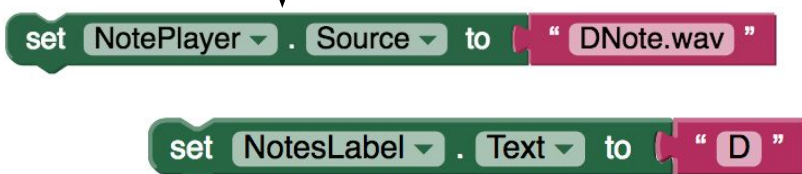
8

Right-click the **CNote.Click** event and Duplicate it. Another set of blocks will appear. Click the drop-down menu and select "**DNote**" to change it to that Button's Click event.



9

In the **DNote.Click** event, change all references to "C" to "D".



Note: don't worry about the X when you duplicate the event, this X indicates that there are two identical events in your app and will disappear when you change to the other event.

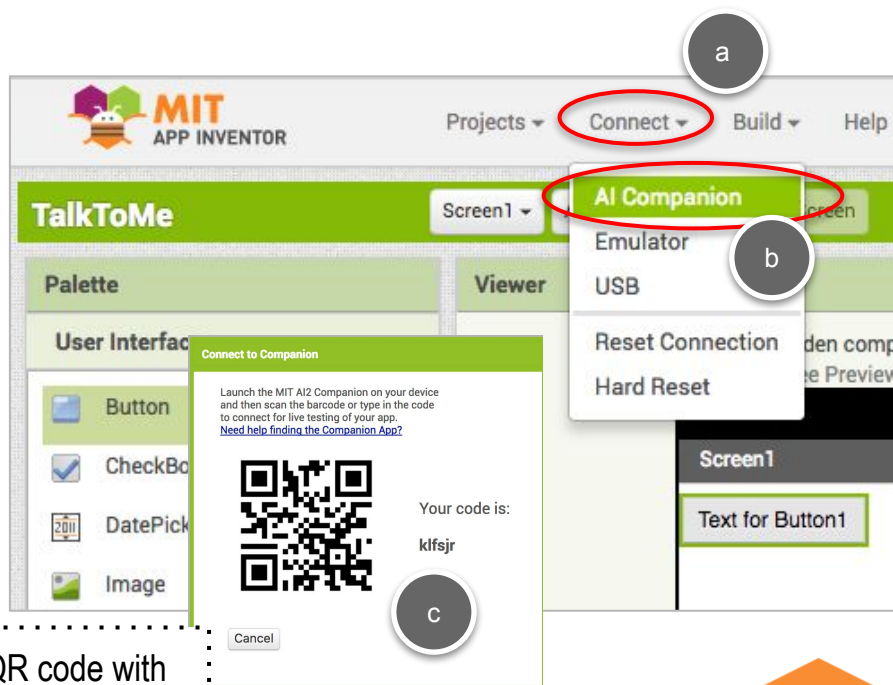
TESTING!

10 Stop here and test just these two notes!

Start MIT AI2 Companion
on your tablet



11 Connect to your tablet and try pressing the C and D buttons. Do they play different notes?




Scan the QR code with
MIT AI2 Companion

In the next lesson,
you will use a new block,
a Procedure, to make the
rest of your buttons play
notes too!

COMPUTATIONAL THINKING CONCEPTS

The following are the Computational Thinking Concepts learned in Part 2.

My Piano	
1. Events:	
	
2.	Sequences
